


铝色



白色 - 5000/100/35 (喷涂)




香槟色 - 5000/100 (电泳)



黄木纹 - 5000/100 (喷涂转印)



白橡木 - 5000/100 (喷涂转印)



咖啡色 - 5000/100/35 (喷涂)



电泳红木 - 5000/100 (电泳)



黑檀木 - 5000/100 (喷涂转印)



黄花梨 - 5000/100 (喷涂转印)

抗倍特板



抗倍特板 - KBT 001



抗倍特板 - KBT 002

木塑板 (5000/100)



木塑板 - 一字板



木塑板 - 三圆板



木塑板 - 五百页



SXD-044



SXD-039



SXD-031




SXD-003



SXD-005

玻璃



透明玻璃 (磨边/钢化/普通)



磨砂玻璃 (磨边/钢化/普通)



香梨玻璃



灰色玻璃 (磨边/钢化/普通)



梦空灵玻璃

腰线



俏佳人-钛金底 (透明)



芳香-透明底(高-30厘米)



芳香-白底(高-30厘米)



如意-透明底(高-25厘米)



如意-白底(高-25厘米)



威尼斯-透明底(高-30厘米)



威尼斯-玉砂底(高-30厘米)



海天一色-透明底(高-图案15厘米/玻璃30厘米)



海天一色-玉砂底(高-图案15厘米/玻璃30厘米)



颜色, 款式仅供参考, 请以实物为准

配件 固定



铝合金-合叶 (开)



铝合金-合叶 (关)



铝合金-锁头 (外)



铝合金-锁头 (内)


额外



插销 (内/外)



手柄 (内/外/双边)




双包门套




单包门套

顾客参考设计

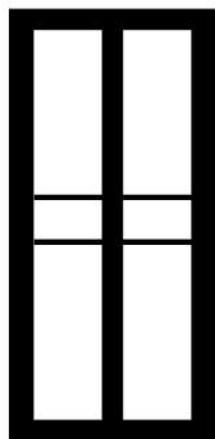


Pd-201/401



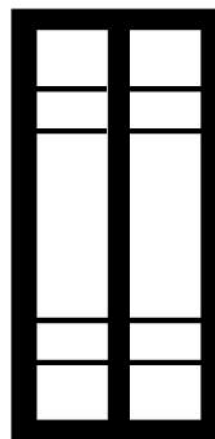
Pd-202/402

1/4
1/4
1/4
1/4



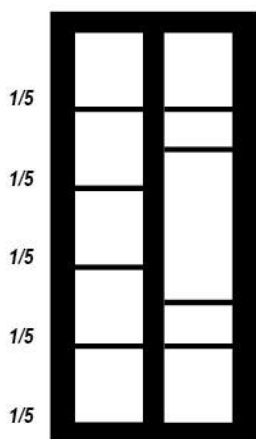
Pd-203/403

9/20
2/20
9/20




Pd-204/404

3/20
2/20
10/20
2/20
3/20



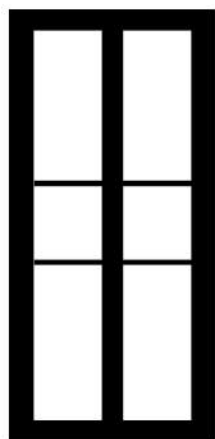
Pd-205/405

1/5
2/10
1/10
1/5
1/5
1/5
4/10
1/10
2/10
1/5



Pd-206/406

1/5
3/5
1/5




Pd-207/407

2/5
1/5
2/5



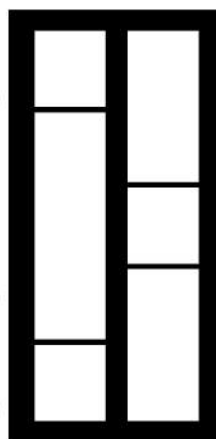
Pd-208/408

2/10
1/10
7/10
7/10
1/10
2/10



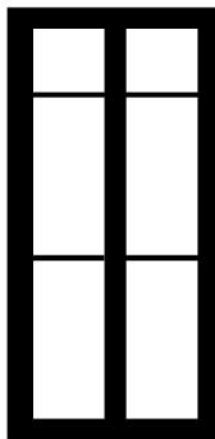
Pd-209/409

1/5
2/10
4/5
1/5
4/5
2/10



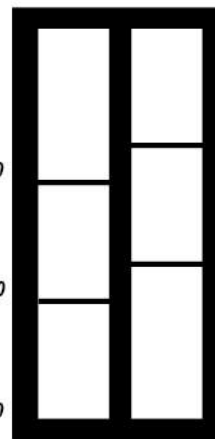
Pd-210/410

4/10
2/10
6/10
2/10
4/10



Pd-211/411

2/12
5/12
5/12



Pd-212/412

3/10
4/10
3/10
3/10
4/10



Pd-401



Pd-402



Pd-403



Pd-404



Pd-405



Pd-406



Pd-407



Pd-408